



# Annual Conference of Neurosurgery and Spine Center

## El-Galaa Military Medical Compound

In Collaboration with

**WFNS – World Federation of Neurosurgical Societies**  
**ESPN – European Society of Pediatric Neurosurgery**  
**ESNS – Egyptian Society of Neurosurgical Surgeons**

Pediatric Neurosurgery Course  
9<sup>th</sup>-10<sup>th</sup> Jan, 2015  
El-Galaa Military Medical Compound

Conference  
10<sup>th</sup>-12<sup>th</sup> Jan, 2015  
El-Galaa Military Medical Compound

Under Patronage of

**General Sedky Sobhy**

The commander in chief and the Minister of Defense and Military Production



[www.rtnegypt.com](http://www.rtnegypt.com)



## Welcome Message



**Prof. Concezio Di Rocco**  
Director, Pediatric Neurosurgery  
,INI Hannover

We feel privileged to welcoming you all to this exciting scientific event which gather so many distinguished neurosurgeons from all over the world in the magnificent city of Cairo. Our guests will provide us an informative and rather intensive program aimed at illustrating the modern achievements of our specialty. The three days, we are sure, will allow all the participants a better understanding of the impressive clinical and technical advancements that have been done in a relatively short period of time. This Conference, however, is not only aiming at merely enjoying the present by celebrating and honoring our eminent guests but it looks also at tomorrow, that is at fostering the development of neurosurgery in Egypt and neighboring countries and at increasing friendships among the neurosurgical community.



**Maj. Gen. M. Dr Ezzat Abd  
El Khalek**  
Chairman

We would like to thank General Sobhy Sedky the commander in chief and the Minister of Defense and Military Production, the Director of the conference Maj. General Dr Ezzat Abd El khalak and the President of the conference Pr Hossam El Huseiny, and also our co-workers for having enabled this project as well as the Postgraduate Course for pediatric neurosurgery, the first in this geographical area, to take place.

“Children are our future”. It’s a phrase often abused by those who do not understand all its implications. This is not, however, the case of El Galaa Complex Hospital, which is the main organizing body of the International Conference and the Pediatric Neurosurgery Course, as its intent to consider children a priority is demonstrated by the pediatric hospital, the construction of which is nearly completed. This new pediatric hospital will house a dedicated and well equipped pediatric neurosurgical unit which is going to allow the pediatric population of the town and the region entering a new Era of specialized care. Feel free to wander the medical facilities of El Galaa Complex Hospital during the days of the Conference. Even more, we would like to invite all of you and your accompanying persons to appreciate the beauty of this sumptuous city, one of the world Capitals, the mankind dreams of as well as the traditional hospitality of its inhabitants. The Organizers will be happy to assist you in any possible way in such a regard.

We would like to end by extending our sincere appreciation to the World Federation of Neurosurgical Societies.



## Organizers

**Maj.Gen.M.Dr.Gamal El-Serafy**  
**Director of Armed Forces Medical Services**

**Maj.Gen.M.Dr.Bahaa Zidan**  
**Head of El-Galaa Medical Compound**

**Prof. Concezio Di Rocco**  
**President**

**Prof. Armando Basso**  
**President**

**Maj.Gen.M.Dr.Ezzat Abd El-Khalek**  
**Chairman**

**Dr.Djamila Kafroufi Benderbous**  
**Conference Moderator**

**Brig. Gen.Med.Dr. Sherif Abdel Kader**  
**Conference Secretary**



## Conference Invited Guest Speakers

“ Names arranged alphabetically ”

ALHASAN Ali Bobo, **Kuwait City**

ARRAEZ M, **Malaga**

BASSO A, **Buenos Aires**

CHOUX M, **Marseille**

DEOPUJIARI C, **Mumbai**

DI ROCCO C, **Hannover**

EZZAT SH, **Cairo**

FALBUSCH R, **Hannover**

FENG L, **Beijing**

JALLO G, **Baltimore**

MISRA B, **Mumbai**

OLIVI A, **Baltimore**

POTOPOV Alexander, **Moscow**

SAEKI N, **Chiba**

SAMII M, **Hannover**

SINDOU MARK, **Lyon**

TAMBURRINI G, **Rome**

TU Y-K, **Taipei**

TUREL K, **Mumbai**

VISOCCHI M, **Rome**

## DATE

- 9<sup>th</sup> -10<sup>th</sup> January, 2015
- 11<sup>th</sup> -12<sup>th</sup> January, 2015

## Pediatric Neurosurgery Course Conference

## VENUE

- El-Galaa Military Medical Compound



## Topics

- Intraoperative C.T
- Functional Surgery of Epilepsy
- Functional Spasticity
- Spine Surgery
- Pediatric dysraphism
- Interventional radiology
- Craniofacial
- Stereotactic Surgery

## A certificate of attendance

- Will be handed over to all pre-registration and on-site registration attendees.

## Mobile phone

- Use of mobile phone is strictly prohibited within scientific session hall.
- Please ensure you have your mobiles switched-off when attending a session.

## Recording

- Audio and Video recording is prohibited during the sessions.

## Official Language

- The official language of the congress is English language.



**Annual Conference**  
of Neurosurgery and Spine Center

# Scientific Program

## Scientific Program

### 10 Jan,2015 DAY 1


16:00	Registration	
18:00	Opening and Welcome, Presentation of the New Hospital	
18:30 - 19:30	Honorary Lectures: Management of complex and giant intracranial aneurysms	Y-W Tu, Taipei

### 11 Jan,2015 DAY 2

#### I SESSION - Tumors

09:30-13:30

Chairmen: Ezzat K, Di Rocco C

9:30-10:00	Special Lecture Management of acoustic schwannomas	A Basso, Buenos Aires
10:00-10:30	Sellar and parasellar area: Endoscopy vs Microsurgery	M Arraez, Malaga
10:30-11:00	Endoscopic endonasal surgery for pituitary and skull base lesions- present status and future perspective	N Saeki, Chiba
11:00-11:30	Neurosurgical management of craniopharyngiomas	R Falbusch, Hannover
11:30-12:00	Coffee Break 	

#### II SESSION

Chairmen: Tumors

12:00-12:30	Intraoperative visualization in glioma surgery	R Falbusch, Hannover
12:30 -13:00	Gliomas: Are we doing enough?	K Turel, Mumbai
13:00-13:30	The choice of the surgical approach in brainstem neoplasm	M Arraez, Malaga



12:20-12:40 Changing trends in the management of petroclival meningiomas **B Misra, Mumbai**

13:30-14:30 Lunch 

---

### III SESSION- Functional/Spine

14:30-16:00

**Chairmen:**

14:30-15:00 Dorsal rhizotomies and DREZotomies for treating disabling spasticity **M Sindou, Lyon**

15:00-15:30 Intraoperative monitoring in spine surgery **F Sala, Verona**

15:30-16:00 Management of CVJ anomalies **M Visocchi, Rome**

16:00-16:20 Coffee Break 

---

### IV SESSION- Vascular

16.20-18.20

**Chairmen:**

16.20-16.50 Giant intracranial aneurysm. **B Misra, Mumbai**

16.50-17.20 Embolization of cerebral AVM **L Feng, Beijing**

17.20-17.50 Management of deep seated cavernous angiomas **C Deopujari, Mumbai**

17.50-18.20 Hybrid Surgery of Intramedullary AVM **L Feng, Beijing**

18.30-19.30 Women in Neurosurgery

**Chairladies:**




**12 Jan, 2015 DAY 3**

## V SESSION

**09.00-13.30**

### Chairmen:

09.00-09.30	Special Lecture Evolution in the management of hydrocephalus	M Choux, Marseille
09.30-10.00	Impact of modern advances in the management of pediatric brain tumors	K Turel, Mumbai
10.00-10.30	Neuroendoscopic management of intracranial arachnoid cysts	G Tamburrini, Rome
10.30-11.00	High grade glioma	
11.00-11.30	Coffee Break 	

## VI SESSION

### Chairmen:

11.30-12.00	Treatment of complex meningiomas	A Olivi, Baltimore
12.00-12.30		
12.30-13.00		
13.00-13.30		
13.30-14.30	Lunch 	

## VII SESSION- Functional/Epilepsy

**14.30-16.00**

### Chairmen:

#### Special lecture:

14.30-15.00	Neurosurgical treatment of Trigeminal Neuralgias : from Imaging to Surgery	M Sindou, Lyon
15.00-15.30	Hemimegalencephaly	C Di Rocco, Hannover



15.30-16.00

16.00-16.20

Coffee Break



## VIII SESSION- Vascular

16.20-18.30

**Chairmen:**

16.20-16.50

16.50-17.20

17.20-17.50

17.50-18.20

## IV SESSION- Vascular

**Still missing:**

The titles of:

1. Prof Samii should he confirm (better to write rapidly to him)
2. Martina : she will give me the title tomorrow



ESPN - European Society for Pediatric Neurosurgery

**El-Galaa Family Hospital**

**2<sup>nd</sup>**

**Egyptian Educational Course  
in Pediatric Neurosurgery**

**2° Cycle**

Pre- Conference Course  
9<sup>th</sup>-10<sup>th</sup> Jan, 2015  
El-Galaa Military Medical Compound



[www.rtnegypt.com](http://www.rtnegypt.com)

## Training and education committee

Honorary Chairman

**Prof. Concezio Di Rocco, Rome**

Director Pediatric Neurosurgery

INI - International Neuroscience Institute, Hannover

With the cooperation of the European Society for Pediatric Neurosurgery (ESPN)

Members

**Dr. Federico Di Rocco, Paris**

Prof. of Pediatric Neurosurgery, Necker Hospital, Paris

**Dr. Gianpiero Tamburrini, Rome**

Prof. of Pediatric Neurosurgery, Catholic University, Rome

### Local Organization

Chairman

**Maj. Gen. Dr. Ezzat Abdel Khalek, Cairo**

Prof. and head of Neurosurgery Department, El-Galaa Family Hospital

Members

**Dr. Djamila Kafoufi Benderbous, Cairo**

Consultant and head of Pediatric Neurosurgery Unit, El Galaa Military Medical Compound

**Brig. Gen. Med. Dr. Sherif Abdel Kader, Cairo**

Consultant of Neurosurgery, El Galaa Military Medical Compound

### El Galaa Military Medical Compound, Cairo Egypt

Registration fees:

The participation package includes:

- Admittance to all scientific sessions.
- Course documentation and material

- Certificate of Attendance.

- Welcome Reception.

- Social Activities.

- Coffee Breaks, lunches and dinners as specified in the program.

## DATE

- Course : 9<sup>th</sup> - 10<sup>th</sup> Jan, 2015

## VENUE

- El-Galaa Military Medical Compound

## THEMES

- Cerebral Hemispheric Tumors
- Craniopharyngiomas and other Chiasmatic Region Tumors
- Craniospinal Dysraphism
- Spinal Cord Tumors



## Scientific Program

### DAY 1

- 08.30-09.15 Registration
- 09.15-09.30 Introduction to the Course, Welcome Address  
(Prof Ezzat, President of the Military Academy, C Di Rocco, M Vinchon)

## Cerebral Hemispheric tumors

Chairmen: **C Di Rocco, MA Messing-Junger**

- 09.30-09.50 What the neurosurgeon may ask to the neuroradiologist **C Raybaud, Toronto**
- 09.50-10.10 Cerebral hemispheric tumors in critical areas: surgical key points **M El Betagi, Cairo**
- 10.10-10.30 Cortical tumors and epilepsy **M Caldarelli, Rome**
- 10.30-10.50 Thalamic tumors **TT Wong, Taipei**
- 10.50-11.10 Temporo-Insular tumors **J Hinojosa, Madrid**
- 11:10-11:30 Coffee break ☕

Chairmen: **M Choux, G Tamburrini**

- 11.30-11.50 Optic pathways gliomas **M Muessing-Junger, S Augustin**
- 11.30-12.15 CASES FOR DISCUSSION. CEREBRAL HEMISPHERIC, THALAMIC AND OPTIC PATHWAYS TUMORS
- 12.15-13.15 VIDEO , HOW I DO IT  
(Intraoperative MRI and navigation incorporating functional imaging and DTI W. Luedemann, Hannover)
- 13.15-13.45 Lunch 🍴

## Craniopharyngiomas

Chairmen: **M Caldarelli, D Benderbous**

- 14.15-14.25 Craniophayngioma: the pros and the cons for an aggressive microsurgical removal **G Cinalli, Neaples**
- 14.25-14-45 Transphenoidal approach. **C Deopujari, Mumbai**

14.45-15.05	Endoscopic transcranial approach	G Tamburrini, Rome
15.05-15.25	Intracystic, radiotherapeutic management	
15.25-16.00	Hypothalamic amartomas	M. Choux, Marseille
16.00-16.20	Coffee break ☕	
16.00-17.30	CASES FOR DISCUSSION. CRANIOPHARYNGIOMAS /AMARTOMAS	
17.30-18.00	VIDEO , HOW I DO IT	

## Day 2

### Cranio- Spinal tumors Dysraphism


#### Chairmen:

08.30-09.00	Radiological classification of spinal dysraphism	C Raybaud, Toronto
09.00-09.20	Cranial vault meningoceles and encephaloceles	
09.20-09.40	Skull base meningoceles and encephaloceles	F Di Rocco, Paris
09.40-10.00	Lipomyelomeningocele: the pros and the cons of a conservative and aggressive surgical approach	
10.00-10.20	Prenatal management of MM	F Di Rocco, Paris
10.20-10.40	Open spina bifida. Options in large defects with extensive skin defect	R Mijalcic, Kuwait
10.40-11.00	Dermal sinuses and diastematomyelia	
11.00-10.20	Coffee break ☕	

### Spinal cord tumors/cysts

#### Chairmen:

11.20-11.40	Vertebral, Intradural extramedullary spinal tumors
11.40-12.00	Intramedullary spinal tumors

12.00-12.20	Intraoperative neurophysiological monitoring	F Sala, Verona
12.20-12.40	Cystic spinal lesions	EA Shail, Ryihad
12.40-13.30	CASES FOR DISCUSSION. DYSRAPHIC MALFORMATIONS, CYSTS VIDEO, HOW I DO IT	
13.30-14.30	Lunch	

Visiting or program continuation



## Registration fees

Before December 10<sup>th</sup>

Egyptian Doctors

L.E. 1500

Foreign Doctors

\$ 350

After December 10<sup>th</sup>

Egyptian Doctors

L.E. 1700

Foreign Doctors

\$ 400

## Accommodation

Single room \$ 200

Double room \$ 220

The price is per room per night, on BB bases

## Course Fees

850 €

## For more information

about Registration or Accommodation contact Mr. Wesam Nour El-din (Marketing Director)

Mob:+2 0100 163 45 11 - E-mail: wesam@mismr2000online.net - Fax: 002 02 23422549

## Official Carrier

A STAR ALLIANCE MEMBER 



## Further Cycle

### 3<sup>o</sup> Cycle 2016

#### Themes

Infratentorial cerebral tumors

Vascular lesions

Epilepsy Surgery/Management of spasticity

### Official Carrier

A STAR ALLIANCE MEMBER 



# Giza Pyramids

Located just outside of the outskirts of Cairo on the esplanade known as the Giza Plateau, the Great Pyramids of Giza is the must-see Ancient Egyptian landmark.

Known as Khufu's Pyramid, it is the greatest pyramid of the complex: a truly overwhelming sight. Being one of the seven wonders of the ancient world, it is the only one still standing to this day! When gazing at this colossal structure, there's no way to escape the feeling of being dwarfed...

The two smaller – but still huge – pyramids in Giza are those of Khafre and Menkaure. A few steps to the east you will notice three small (20 m high) piles of rubble: the queens' pyramids, tombs of Khufu's wives and sisters.

Nearby, on the Giza Plateau, you'll also find the Great Sphinx and the Solar Boat Museum. The site is also where the Sound & Light Show at Giza takes place, and where every newcomer to Egypt experiences Giza camel rides for the first time.



# Mohamed Ali Mosque

Visiting Cairo, you will easily locate the Mohamed Ali Mosque, due to its prominent features: its dome rises up to 52 metres high and two east side minarets reach not less than 84 meters.

While wandering around the mosque, you will soon discover why it also holds the name of the “Alabaster Mosque.” Its interior and exterior walls are amazingly coated with alabaster to the height of 11 metres. The Mohammed Ali Mosque crowns the Citadel of Salah el-Din in Cairo.

It was built between 1830 and 1848 by the architect Yousef Bushnak and upon Mohamed Ali Pasha’s request.









**16<sup>TH</sup>**  
Years  
**Experience**

**2009**  
IAPCO Member since

Over **450** History  
Event

Founded  
**1999**



Scan QR Code  
[www.misr2000online.net](http://www.misr2000online.net)



Address: 2 El-Gabal El Akhdar Bldg Nasr City - Cairo, Egypt

Tel: +20 (2)23426450 - 23425013 Fax: 20 (2) 23420344 - 23422549 - Mob: +2 0100 1634534

Marketing Director/Wesam Nour El-Din Mob: +2 0100 16 345 11 Email: [wesam@misr2000online.net](mailto:wesam@misr2000online.net)

Website: [www.misr2000online.net](http://www.misr2000online.net) - Email: [misr\\_2000@hotmail.com](mailto:misr_2000@hotmail.com) - [www.facebook.com/misr2000](http://www.facebook.com/misr2000)